


# WHO'S BEHIND BARS

A sampling of incarceration rates by various demographics. Additional information available in Appendix A-6.

According to data analyzed for this report, as of Jan. 1, 2008 more than **1 in every 100 adults is behind bars.**



For the most part, though, incarceration is heavily concentrated among men, racial and ethnic minorities, and 20- and 30-year olds. Among men the highest rate is with black males aged 20-34. Among women it's with black females aged 35-39.

## MEN

**White men ages 18 or older 1 in 106**



**All men ages 18 or older 1 in 54**



**Hispanic men ages 18 or older 1 in 36**



**Black men ages 18 or older 1 in 15**




**Black men ages 20-34 1 in 9**




## WOMEN

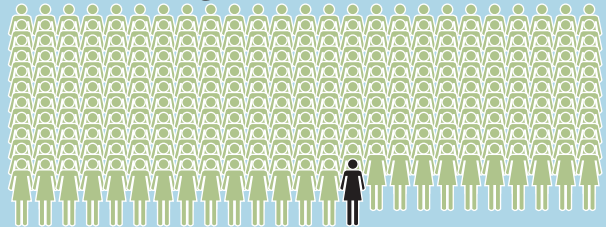
**White women ages 35-39 1 in 355**



**Hispanic women ages 35-39 1 in 297**



**All women ages 35-39 1 in 265**



**Black women ages 35-39 1 in 100**



SOURCE: Analysis of "Prison and Jail Inmates at Midyear 2006," published June 2007 by the U.S. Department of Justice, Bureau of Justice Statistics. All demographic statistics, with exception of "1 in every 100 adults" are midyear 2006, not 2008 figures.